


CONNEKT

SNEEZEGUARD COMPONENTS



ADJUSTABLE FOOD SHIELD

V1

All component parts CNC machined to exacting standards from 6000 Series aluminum.

3/4" Diameter support posts utilize our proprietary aluminum extrusion for ultimate strength and load-bearing capacity.

Food shield, post assemblies and individual component kits are NSF/ANSI 2 listed

Satin Clear Anodized Finish on all component parts and extrusions.

Glass Panel Recommendations

End/Side Panel

1/4" Clear Tempered Glass

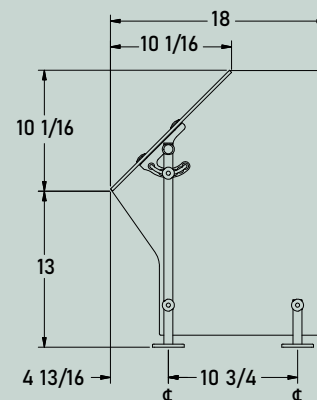
Adjustable Front Panel

1/4" Clear Tempered Glass

- Span up to 51" centerline length between supports when using 1/4" Clear Tempered Glass Front Panels

3/8" Clear Tempered Glass

- Span up to 63" centerline length between supports when using 3/8" Clear Tempered Glass Front Panels



Attachment Methods

• Through Bolt

With a 1/4-20 stud that is secured below the counter surface.

• Counter Top

With a rectangular plate that accepts (2) #10 Philips drive sheet metal screws.

• Counter Top with Cover

Facilitates the attachment of the support with the added benefit of concealing the exposed fastener heads.

CONNEKT

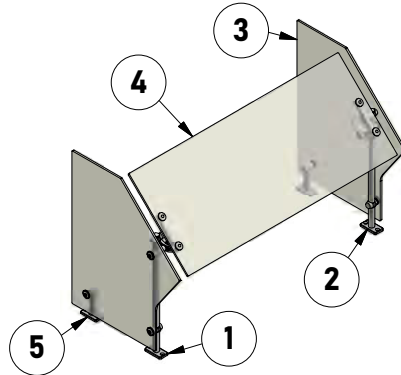
SNEEZEGUARD COMPONENTS

POST ASSEMBLIES AND GLASS PATTERNS

V1

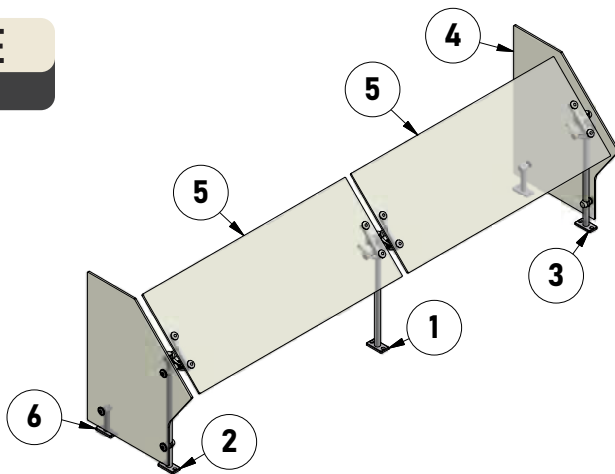
SINGLE

SECTION



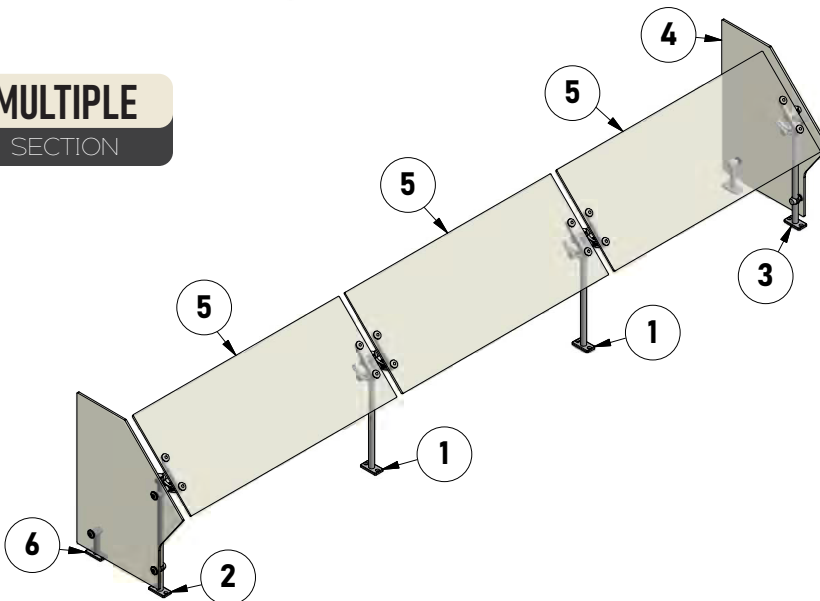
DOUBLE

SECTION



MULTIPLE

SECTION



Single Parts List

ITEM	QTY	PART NUMBER
1	1	V1-LFE
2	1	V1-RFE
3	2	V1-TGE
4	1	VIP1-TGXX
5	2	VEPS

Double Parts List

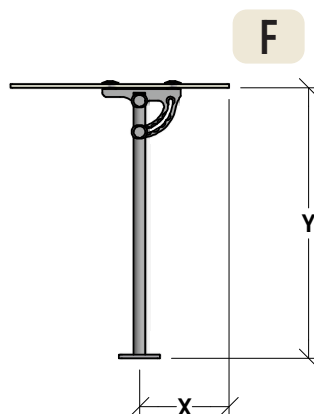
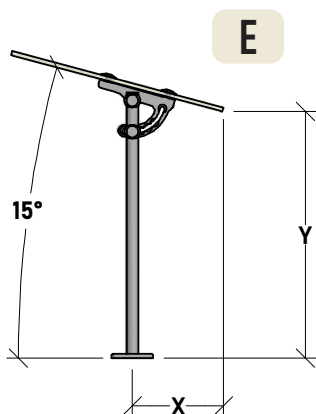
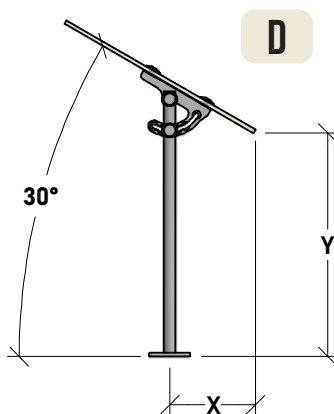
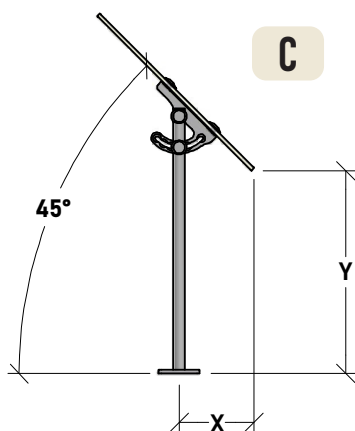
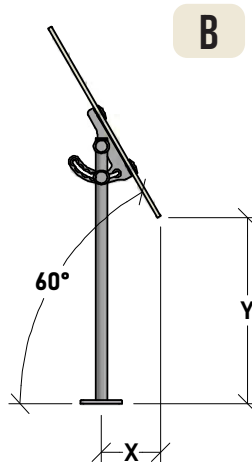
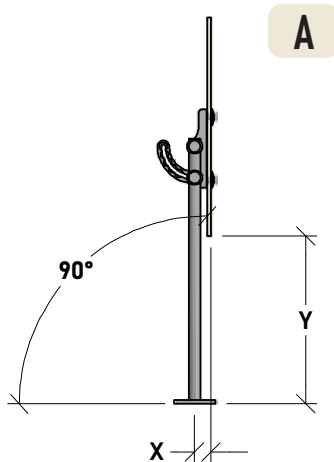
ITEM	QTY	PART NUMBER
1	1	V1-CF
2	1	V1-LFE
3	1	V1-RFE
4	2	V1-TGE
5	2	VIP1-TGXX
6	2	VEPS

Multiple Parts List

ITEM	QTY	PART NUMBER
1	2	V1-CF
2	1	V1-LFE
3	1	V1-RFE
4	2	V1-TGE
5	3	VIP1-TGXX
6	2	VEPS

In order to meet the NSF/ANSI 2 - 2018 requirements for food shields, all glass panels must be fully tempered and conform to the ANSI Z97.1 standard. To protect against chipping, exposed edges of glass should be protected by tight fitting channels, stripping materials, or other means such as rounding the edges of tempered glass.

Acrylic or Polycarbonate panels may be used in lieu of tempered glass and still meet the NSF/ANSI 2 - 2018 requirements.



GLASS CLEARANCE & PROJECTION DIMENSIONS

FIG.	Y	X
A	10 3/4"	1 1/16"
B	11 15/16"	3 13/16"
C	13"	4 13/16"
D	14 5/16"	5 1/2"
E	15 13/16"	5 13/16"
F	17 5/16"	5 3/4"